



RIGIN[®]

Inspired by the sun

Solar Panel – Mono-crystalline (SC0280) with 280 Wp

EFFICIENCY

- Low voltage-temperature coefficient ensures high-temperature operation
- Exceptional low-light performance combined with high sensitivity to light enables excellent energy delivery
- Up to 17.37% solar cell efficiency
- Up to 14.62% module efficiency

MATERIALS

- Highest quality, high-transmission tempered glass provides enhanced stiffness and impact resistance
- Advanced EVA encapsulation system with triple-layer back sheet meets the most stringent safety requirements for high-voltage operation
- A sturdy, anodized aluminum frame allows modules to be easily roof-mounted with a variety of standard mounting systems
- Ultra reliable bypass diodes prevent damage through overheating due to shaded or defective cells
- Innovative, environmentally friendly packaging method using pile-edges ensures modules arrive in perfect condition
- New frame design incorporating hexagonal shaped drainage holes, with more ground holes, provide flexible installation and use

BENEFITS

- Manufactured in an ISO 9001:2000 certified plant
- High efficiency, high safety, high reliability
- Output power tolerance of +/-5%
- 25-year limited warranty on power output, 5-year limited warranty on materials and workmanship
- Generate more energy per square meter
- Equipped weatherproof junction box, flawless operation in wet weather and marine applications
- Resilient to harsh weather conditions
- Optimal panel performance



IEC 61215 Ed.2

IEC 61730

UL 1703

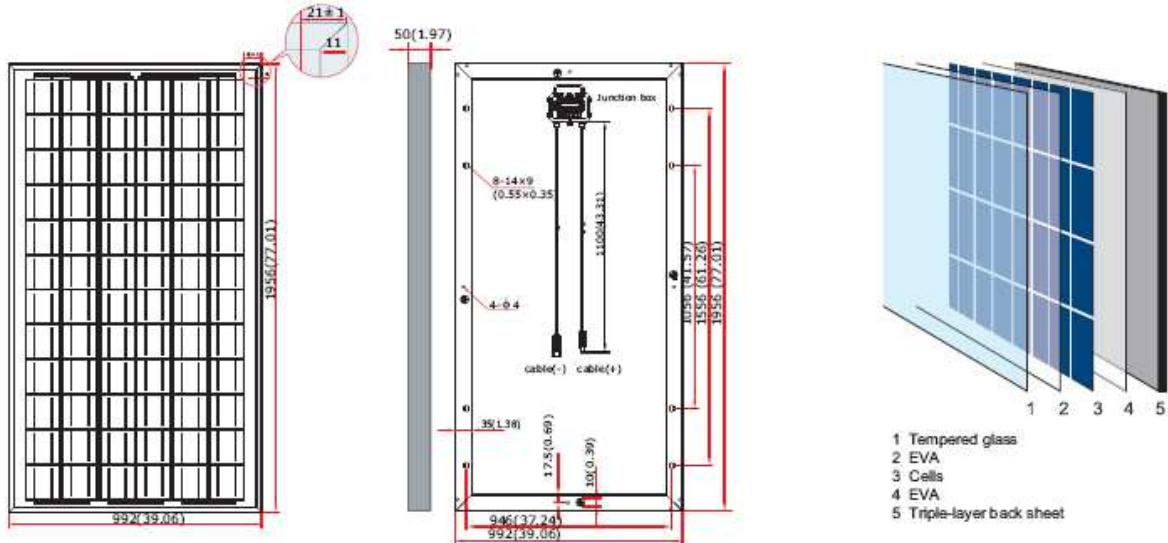


SPECIFICATIONS

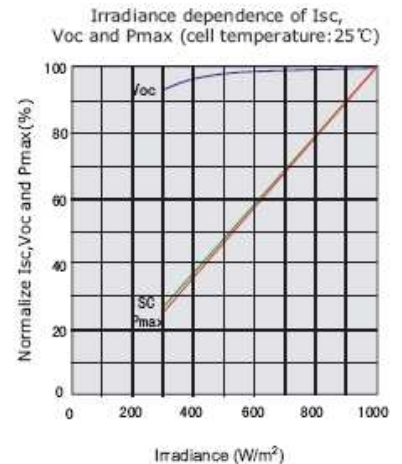
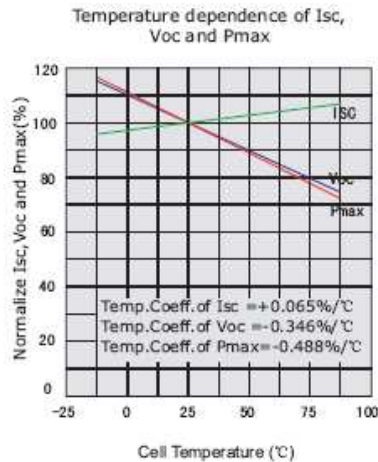
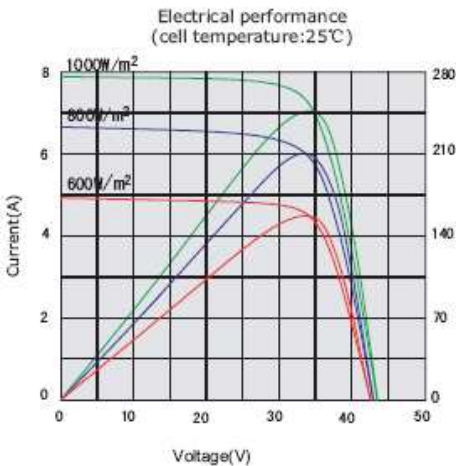
Model type	ET-P672280	ET-P672275	ET-P672270	ET-P672265	ET-P672260	ET-P672255	ET-P672250	ET-P672245	ET-P672240
Peak power (Pmax)	280W	275W	270W	265W	260W	255W	250W	245W	240W
Cell type	PolyCrystalline Silicon, 156mm x 156mm								
Number of cells	72 cells in series								
Weight	23.0 kg (50.7 lbs)								
Dimensions	1956×992×50 mm (77×39.1×1.97 inch)								
Maximum power voltage (Vmp)	36.72V	36.72V	36.40V	36.40V	36.00V	35.20V	35.20V	34.95V	34.95V
Maximum power current (Imp)	7.63A	7.49A	7.42A	7.28A	7.23A	7.23A	7.12A	7.01A	6.88A
Open circuit voltage (Voc)	43.78V	43.78V	43.63V	43.63V	43.49V	43.88V	43.88V	43.85V	43.85V
Short circuit current (Isc)	7.98A	7.96A	7.90A	7.90A	7.79A	7.85A	7.81A	7.70A	7.63A
Maximum system voltage	DC 1000V								
Temp. Coeff. of Isc (TK Isc)	0.065 %/°C								
Temp. Coeff. of Voc (TK Voc)	-0.346 %/°C								
Temp. Coeff. of Pmax (TK Pmax)	-0.488 %/°C								
Normal Operating Cell Temperature	45.3±2°C								

Note: the specifications are obtained under the Standard Test Conditions (STCs): 1000 W/m² solar irradiance, 1.5 Air Mass, and cell temperature of 25°C.

PHYSICAL CHARACTERISTICS Unit:mm (inch)



ELECTRICAL CHARACTERISTICS



Think before
you print!

